

# ONE GOOD TURN

Meetings: Odd Months Second Tuesday 6:30 pm Dan Hershberger Shop

Winter Meetings Second Saturday 12:30

## Beads of Courage

Thanks to all who made boxes for the Beads of Courage program. This will be an ongoing program because it is for such an important cause. Members are encouraged to make a box or boxes to donate

This month I was sent almost 100 pictures to choose from to include in the newsletter. With so much visual information to present, the newsletter will be done in two parts.

## February Segmenting Class

Your secretary missed the February segmenting classes from Ben and Terry Hill. They graciously let me visit their shop and chat with them on Tuesday. Chuck Kuether sent me a



description of the class too.

Terry and Ben have a very nice shop with multiple segmenting projects going on.

Segmenting is a very exacting form of woodturning which can create stunning pieces. If you've heard the expression "measure twice, cut once," segmenting is closer to "plan



twice, measure thrice, then cut, sand, glue, clamp, and turn probably at least six times more." If you make segmented pieces, you'll also get to brush on your geometry as you figure out



You can't have too many clamps

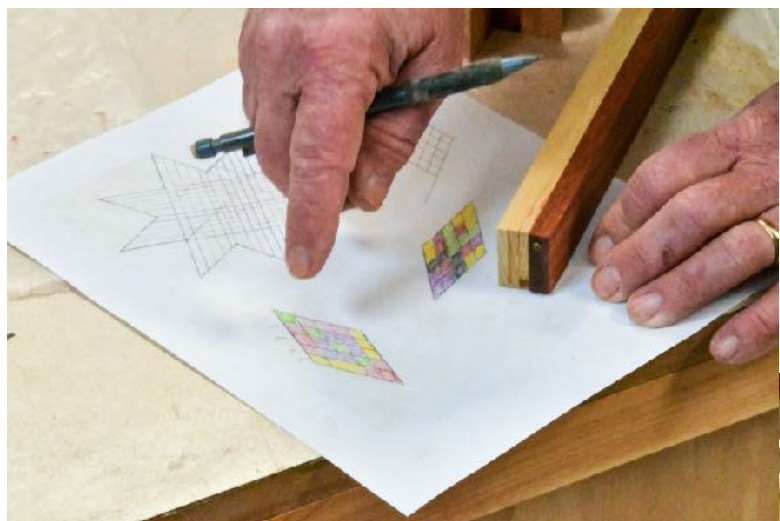
which angle to cut pieces to get everything to line up at the end.



Terry plans out the classes as much as he plans out his turned bowls. He likes to explain all the steps of the process and make sure everyone is following along. There is homework at the end of most classes. Terry is adamant that everyone applies what they learned and makes a turned bowl themselves.

Ben and Terry's segmented bowls include a segmented design in the bottom of the






Planning is the key to success

bowl. For this class, the bottom of the bowl will be an eight-pointed star which is a classic quilting motif. It's

hard enough to line up the center and all the pieces of that pattern in fabric, so I have much admiration and respect for all of you who can get it line up in wood.



Everyone gets to build a star

The bowl which will be made in this class will also have segmented story panels on the sides of the bowl. Each participant in class got to pick out a story panel and part of their homework will be to make a dozen of those story panels. That should be enough for everyone in the class to all get story blocks from each other and have one



of each type leftover to make a club bowl. There will also be accent rings to highlight the story panel row, in addition the larger segmented rings which will make up the rest of the bowl. The overall design of the bowl is based

on a set of bowls Ben and Terry made for the Montana governor's office a few years ago.

Segmented bowls have a lot of planning and work going into them before they ever get near a chuck or a lathe.



Color harmony and contrast are important in the segmented pieces too. Segmented bowls can use many types of wood, depending on the design. Making segmented bowls requires the turner to become familiar with many types and colors of wood, and how to turn them to





create a smooth surface when they are all glued together.

accepted and will be inducted in May.

The segmenting classes for the Great Falls Woodturners will continue in March.

-Camille Good




In addition the segmented bowls in his shop, Terry also showed me some of the natural edge bowls he turns, and several of the segmented platters, bowls, vases and other pieces he has in a small display room in his house. Those were all quite beautiful to see as well.

As a side note, Rich Charlson has nominated Terry to be a Montana Master Craftsman through The Arts Council. Terry said he has been





Segments for the Ring



A Feature Block



Working on Building the Bowl



## Next Club Meeting

The March meetings will be at the shop of Terry Hill where he will be teaching segmented turning techniques. The class will take place on March 11 and March 25.

## Demos Needed

Camille Good has signed on to do the April demo, but after that all meeting dates are in need of demonstrators. Please consider signing up to share your knowledge and technique.

## Thanks

Thanks to this month's contributors Camille Good, Chuck Kuether, and Paul Snyder for the excellent pictures.

## Great Falls Woodturners Directors

President: Wayne Petrini - 868-8420

Vice President: Randy Setzer - 453-5226

Treasurer: Chuck Kuether - 727-2442

Secretary: Camille Good - 590-0714

Past President: Tom Krajcich. - 727-3464

Directors:

Jay Eklund - 737-4529

Roger Wayman - 460-0507

Gary Campbell - 454-3733

**Club Photographer:** Paul Snyder

**Newsletter/ Web Site Manager:** Jay Eklund

**Website :** <http://gfturners.org>

